



# PACCAR OVER-THE-AIR QUICK REFERENCE GUIDE

## THE NEXT STEP IN MAXIMIZING UPTIME.

TruckTech+ Over-The-Air is a software update system that helps you keep your trucks running with the latest engine software version – safely and securely over-the-air. This will help you optimize truck performance and maximize uptime across your fleet.

In order to use the Kenworth TruckTech+ Over-The-Air system, your trucks must have a MY2017 or newer MX engine and have a TruckTech+ data subscription on the trucks you wish to update.

- Access the PACCAR OTA (Over-The-Air) app in the Apple App Store or Google Play Store.
- OTA capability requires an active TruckTech+ Remote Diagnostics subscription.
- Login using your PACCAR Solutions credentials.

## PACCAR POWERTRAIN



Toggle to switch between  
Truck Health and Software views.

## PACCAR SOLUTIONS PORTAL VIEW

Unsuccessful	Ready To Install	Update Available	Pending Download	Up To Date	Not Enabled	Unsupported
0 Vehicles 0 % of fleet	0 Vehicles 0 % of fleet	1 Vehicles 6 % of fleet	0 Vehicles 0 % of fleet	1 Vehicles 6 % of fleet	1 Vehicles 6 % of fleet	13 Vehicles 81 % of fleet

Monitor for any chassis that is **Not Enabled** or has an **Update Available**. This indicates chassis are ready for further action through the mobile app.

## MOBILE APP NAVIGATION

Swipe right or left on status navigation bar to see additional status icons.

OTA software install is **In Progress**.

New software has been downloaded to truck and is **Ready to Install**.

List of trucks with **Up to Date** software.

List of **Not Enabled** trucks. Trucks must be provisioned to become OTA capable.

2:54

Trucks

All Trucks | In Progress | Ready To Install | Action Required | Up to Date | Update Available | Pending Download

**In Progress**

HD357311  
1680

**Ready To Install**

JD185360  
1234

**Up to Date**

JD202173  
1822

**Not Enabled**

LF509294

JJ997512

KD605029

Select to search for truck.

Select for menu list.

Select **Action Required** status. Follow app prompts.\*

Select **Truck** to initiate OTA install. Follow app prompts.\*

Select **Truck** to view software details.

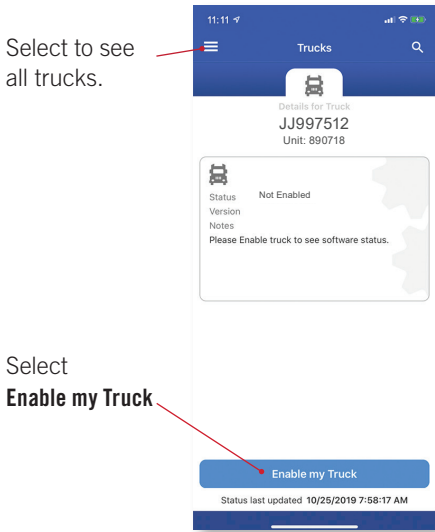
Select **Truck** to Initiate Enabling Process. Follow app prompts.\*

\* Follow all app instructions and warnings to ensure complete software download and installation.

# PACCAR OVER-THE-AIR QUICK REFERENCE GUIDE

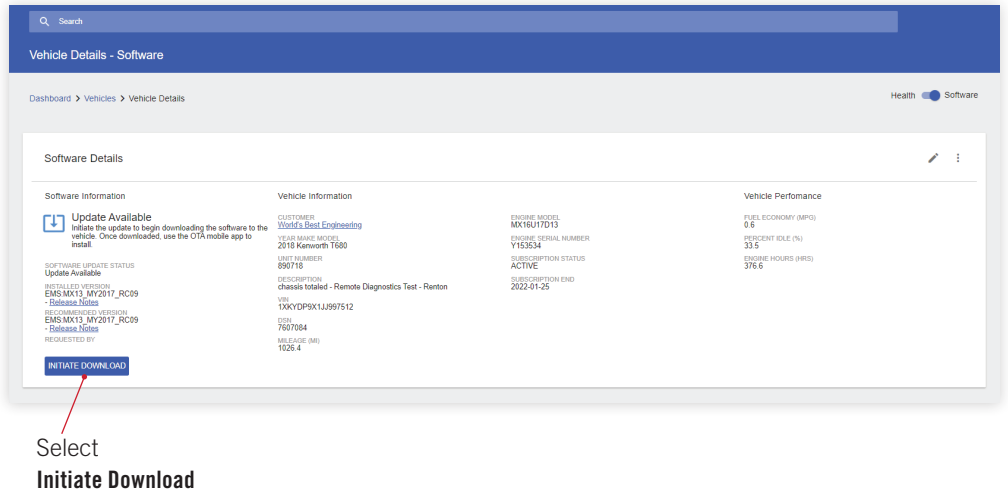
## 1. Enable a Truck

Truck must be enabled to become OTA capable. This must be completed only once per chassis.



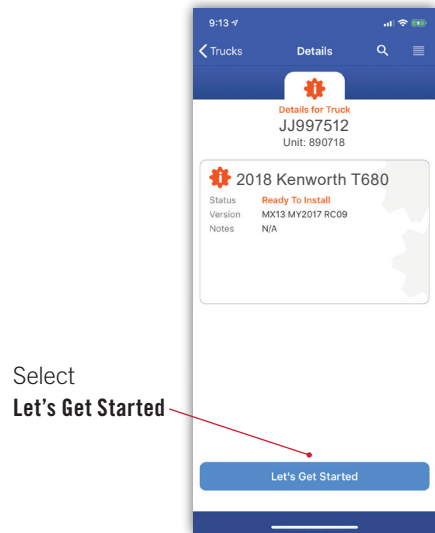
## 2. Initiate OTA Update

Initiate software download through the PACCAR Solutions portal. Multiple downloads can be initiated at once.



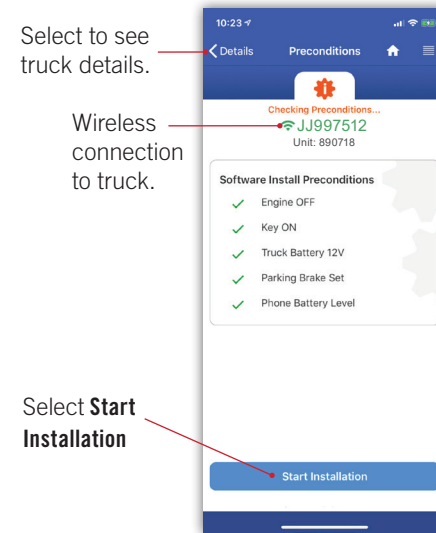
## 3. Begin OTA Installation

Confirm truck intended for update with in-cab actions.

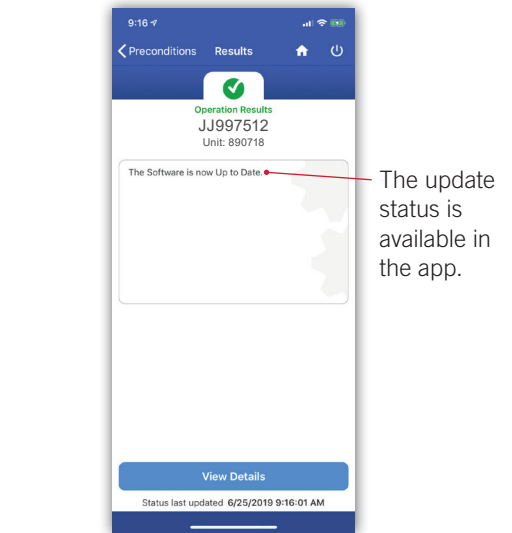


## 4. OTA Update Pre-Conditions

To update a truck via OTA, pre-conditions must be met to start the OTA installation.



## 5. Update Complete

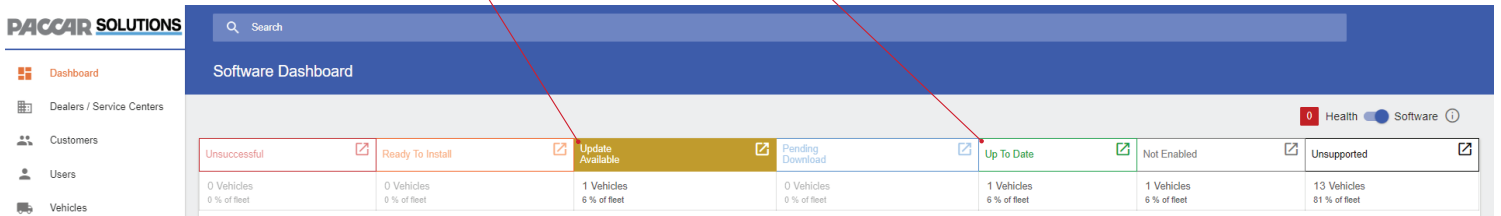


# PACCAR SOLUTIONS PORTAL

After enabling through the mobile app, the PACCAR Solutions web portal reflects the change in software status from "Not Enabled" to:

**Update Available:** Indicates a newer update is available and can be downloaded via OTA app.

**Up-To-Date:** Indicates no OTA updates are currently available.



## Questions?

Contact Kenworth PremierCare if you have any questions regarding PACCAR OTA. Call **1-800-KW-ASSIST** or email **KenworthOTASupport@PACCAR.com**