

ELECTRIC VEHICLE




K270E K370E



KENWORTH


K270E K370E ELECTRIC VEHICLE




J1772 Charger




E-Motor




Display



Power Cradle



Frame Layout




E-Motor and Cradle

INTRODUCING KENWORTH'S ZERO-EMISSION, BATTERY-ELECTRIC TRUCKS

As you look for ways to meet increasingly stringent urban restrictions on noise and emissions, we have a solution: Kenworth K270E Class 6 and K370E Class 7 battery-electric trucks. These popular – and proven – platforms combine fully-integrated, state-of-the-art electric powertrains with superior visibility, maneuverability and driver comfort. High-density battery packs deliver up to a 200 mile range with zero emissions and a rapid one-hour DC re-charge. Perfect for local distribution, pickup and delivery and last mile logistics applications.

Practical & Proven Performance


Power 


Traction Motor Power

Up to 469 HP

Maintain 40 MPH
on a 6% Grade


Direct Drive Motor and Inverter



Torque 

Enough to Start
on a 20% Grade*


EV Range

100 to 200 Miles 

Top Speed - 65 MPH

Choose from two direct-drive motors rated at 355 hp and 459 hp, depending on your application. This highly efficient design provides enough torque to start the load from a stop on a 20% grade and the power to maintain 40 mph on a 6% grade while fully loaded. Regenerative braking in stop-and-go city conditions recharges the battery and extends brake life.


Flexible Lithium Ion Battery Options



Charger Type	Charging Time**
DC Fast	1 Hour
AC Slow	10 Hours

Select from 141 kW and 282 kW battery packs for driving ranges of 100 and 200 miles, respectively, on a single charge. Ideal for local and regional distribution. The high-energy density battery packs can be fully recharged in under an hour using the vehicle's DC fast-charging system. End-of-shift and overnight AC charging is also available.

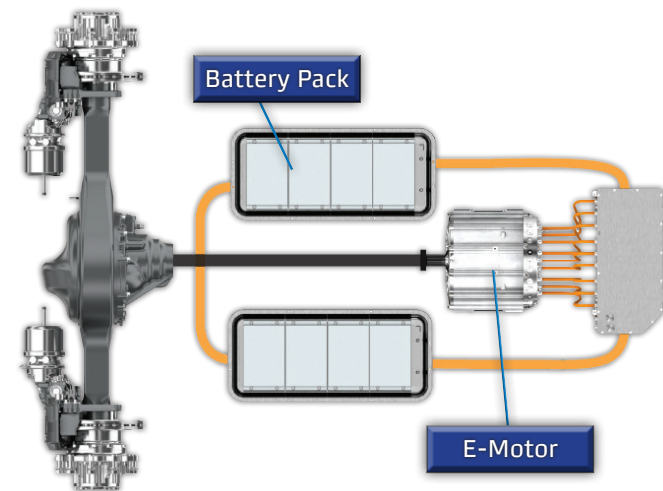
Compact Designed Power Cradle



- Junction Box
- Monitored Power Distribution Unit
- 12v Fuse Box
- Charge Control Unit
- HVAC Compressor
- DC Converter

All of the components necessary to run the e-powertrain, as well as HVAC, are located in one, easy-to-reach power cradle under the cab - the space typically occupied by a diesel engine.

Precision Engineered Frame Layout



- Battery Pack
- E-Motor

Fully integrated and perfectly balanced, the system configuration optimizes weight distribution with batteries mounted outside and air tanks mounted inside the frame rails.

K270E K370E Medium Duty Specifications

EMotor

- HV2600, 355HP
- HV3600, 469HP

Equipment

- Two PACCAR 700 CCA Batteries
- Two PACCAR 1000 CCA Batteries

Gross Axle Weight Rating

- K270E Front 10,000 lbs.
- K370E Front 12,000 lbs.
- K270E Rear 16,000 lbs.
- K370E Rear 21,000 lbs.
- Rear Axle Ratio 5.57
- Rear Axle Ratio 4.63 with 19.5" Tires

Suspensions

- Front Suspension - Parabolic Spring
- Rear Suspension - Reyco Mechanical
- Rear Suspension - Hendrickson HAS210 or HAS230 Air Ride

Wheels / Tires / Brakes

- Wheels - 22.5" Steel Painted White
- Wheels - 19.5" Steel Painted White
- Aluminum Wheels
- Tires - F/R: Bridgestone 11R22.5"
- Tires - F/R: Bridgestone 19.5"
- Brakes - Front and Rear Drum
- Front Air Disc

Frame

- 33.9" Frame Spacing
- Steel Painted Gray Bumper
- Section Properties Per Rail - Frame Section Modulus RBM 11.65 Cu In, 1,398,664 lb/in

Electrical System

- Exterior Lighting 12 Volt
- Two 12-Volt Power Ports in Cab
- Body Builder Connections 12 Volt

Cab

- Hydraulic 55 Degree Tilting Steel Cab
- K270E/K370E 78.6" Top of Frame Rail to Top of Cab - 22.5" Tires
- K270E/K370E 52.2" Bumper to Center of Front Axle - 22.5" Tires
- 82.5" Cab Width
- Driver Seat - Air Suspension
- Passenger Seat - 2-Person Bench
- Passenger Seat - Single Person Air Ride
- Center Storage Console and Cupholders
- Heater and Air Conditioning
- Cruise Control
- Power Windows
- Power Mirrors
- Heated Mirrors
- Doors Open 90 Degrees

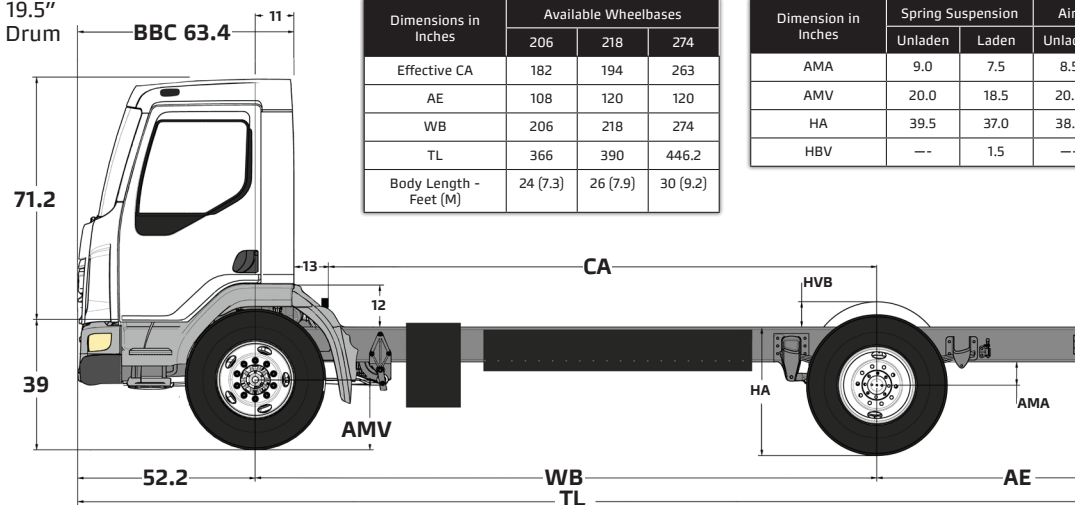
- Cab Suspension - Maintenance-Free
- Outside Air Temperature Display
- Coolant Temperature Display
- Dual Air Pressure Gauges
- AM/FM/WB/USB, Bluetooth Radio
- AM/FM/CD/WB/USB, Bluetooth Radio

Paint

- Cab - Ice White Axalta N8870
- Frame - Black

Options

- Speakers and Wiring for Customer Installed Radio
- Rear Shock Absorbers - Reyco
- Rear Axle Stabilizer Bar - Reyco
- Rear Differential Lock
- Rear Mud Flap Hanger & Shields
- Backup Alarm
- Wiring Only for Customer Installed Backup Alarm
- Orange Seat Belts
- Red Seat Belts



Scan this QR code for more information.



A PACCAR COMPANY

KENWORTH TRUCK COMPANY
P.O. Box 1000
Kirkland, Washington 98083-1000
(425) 828-5000

CANADIAN KENWORTH COMPANY
6711 Mississauga Road N.
Mississauga, Ontario L5N 4J8
(905) 858-7000

**Charge Time Varies Based On Battery Size/Range Selected
‡Proposed Emissions Reduction Targets



Note: Equipment and specifications shown in this brochure are subject to change without notice. Consult with your Kenworth dealer at time of ordering for standard and optional equipment.